


TD cours n°3

Grossesses gémellaires
Grossesses multiples
Gémellités



Dr Bourenane

Grossesses gémellaires

Généralités: définition, fréquence, causes.....

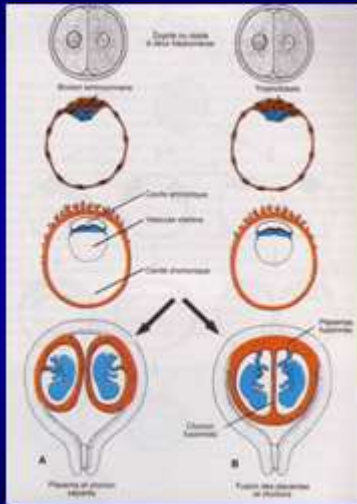
1-les jumeaux dizygotes ou faux jumeaux :
caractéristiques

2- les jumeaux monozygotes ou vrais jumeaux:
caractéristiques

- séparation au stade de 2 blastomères (morula)
- séparation au stade de bouton embryonnaire
- séparation au stade de disque embryonnaire

3-conséquences

Zygotie et Chorionicité



Dizygote

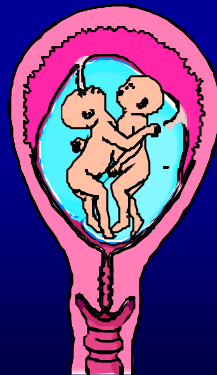
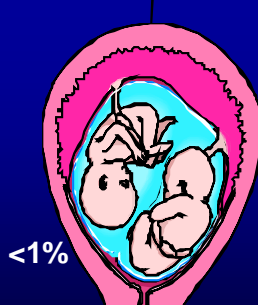
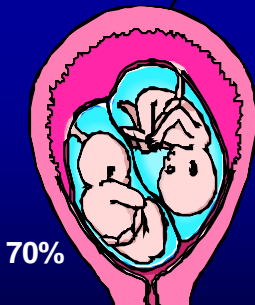
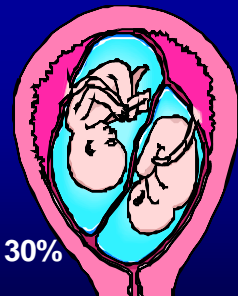
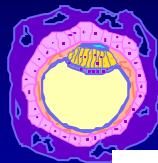
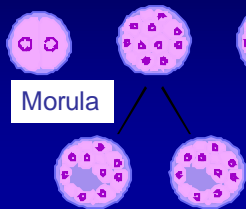
- **DZ : tjs Dichoriale Diamniotique**
- **MZ : 3 types anatomiques**

<4 d

4-8 d

8-14 d

14-18 d



Dichoriale
Diamniotique

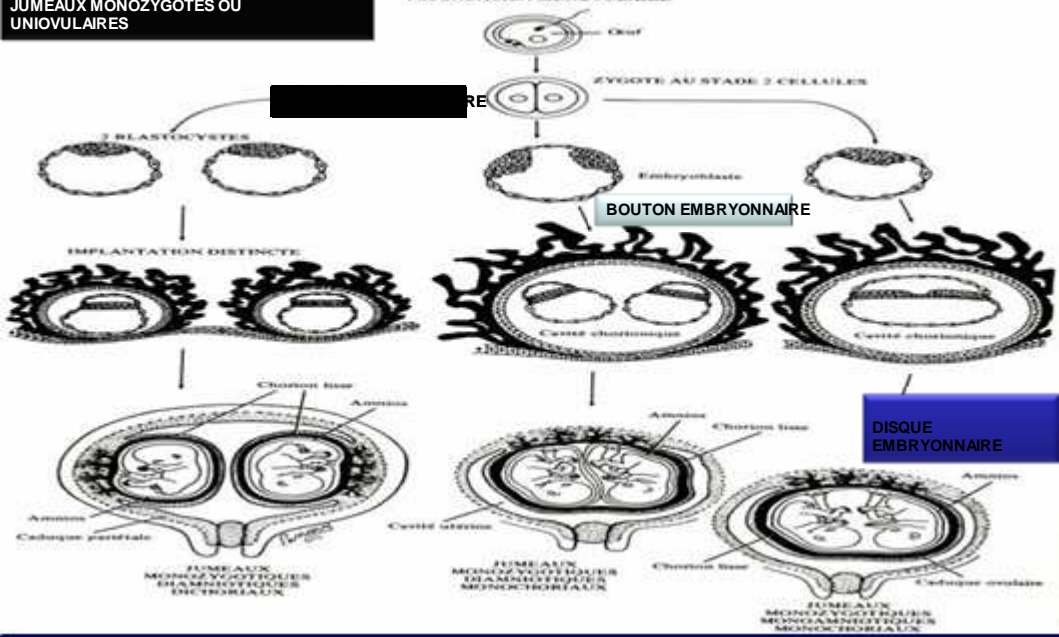
Monochoriale
Diamniotique

Monochoriale
Monoamniotique

conjoints

Jumeaux MONOZYGOTES OU UNIOVULAIRES

FECUNDATION MONOVULAIRE

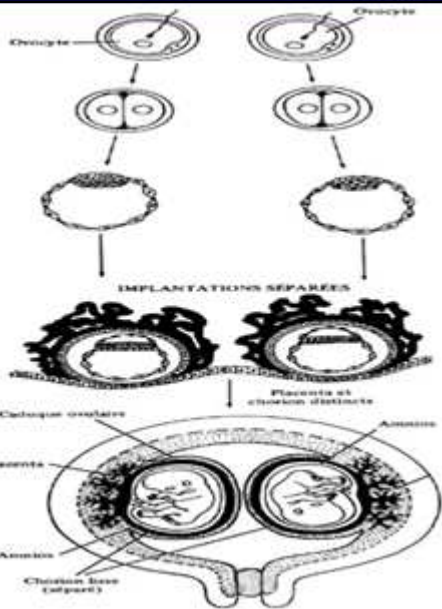


**Di amniotiques
Di choriaux**

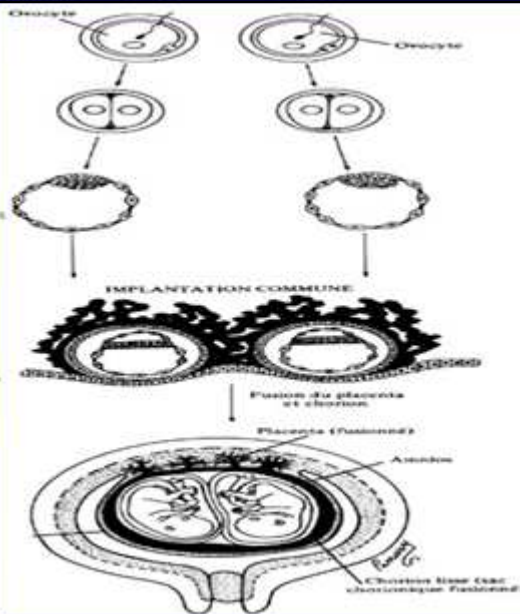
**Di amniotiques
Mono choriaux**

**Mono amniotiques
Mono choriaux**

Faux jumeaux ou jumeaux dizygotes



**Jumeaux di amniotiques
di choriaux**



**Jumeaux di amniotiques
mono choriaux**

Au 1er trimestre/ Vue echographiques

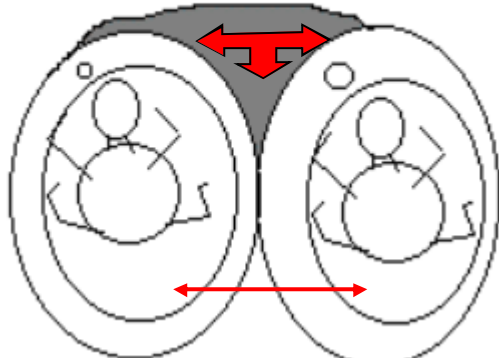
Le terme idéal : 10 → 14 SA



Bichoriale Biamniotique



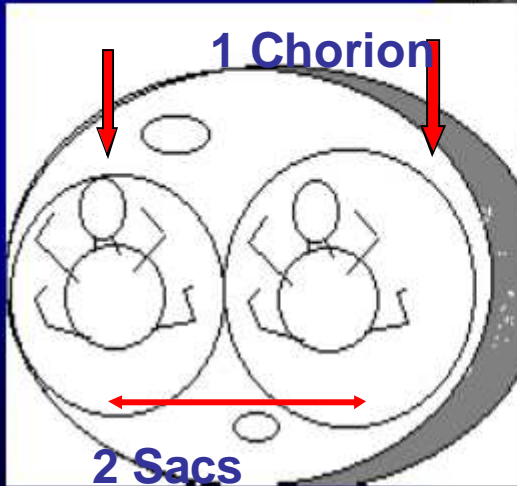
2 Fused Chorions
2 Celomic Cavities
2 Yolk Sacs.



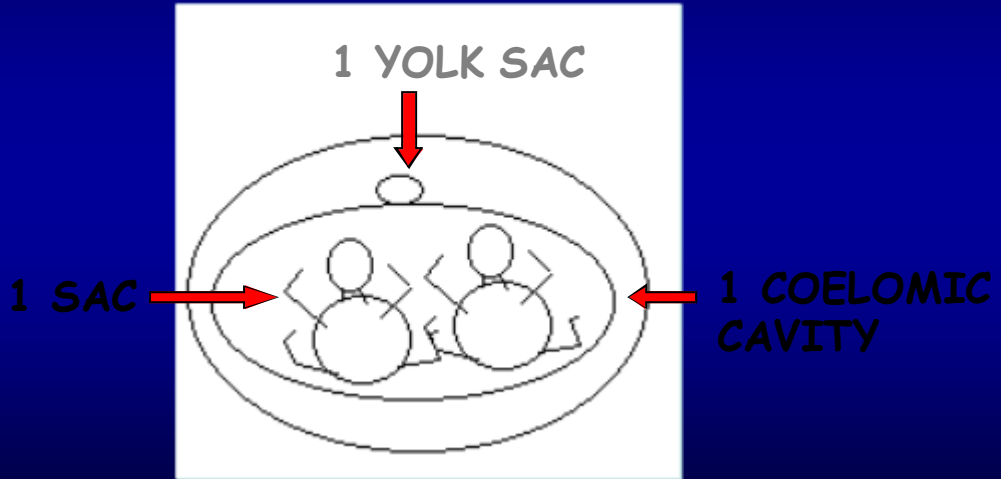
2 Amniotic Sacs

Monochoriale Biamniotique

1 Celomic Cavity
2 Yolk Sacs



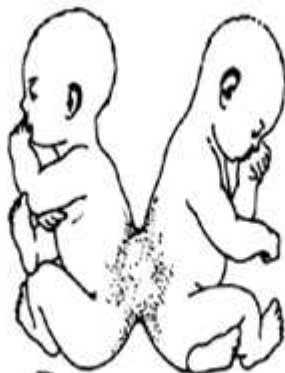
Monochoriale Monoamniotique





A

Thoracopage



B

Pygopage



C

Craniopage

**Monstres doubles ou jumeaux siamois
(monozygotiques et monochoriaux)**



Céphalopages



Thoracopages



Omphalopages (10 SA)



céphalopages



