

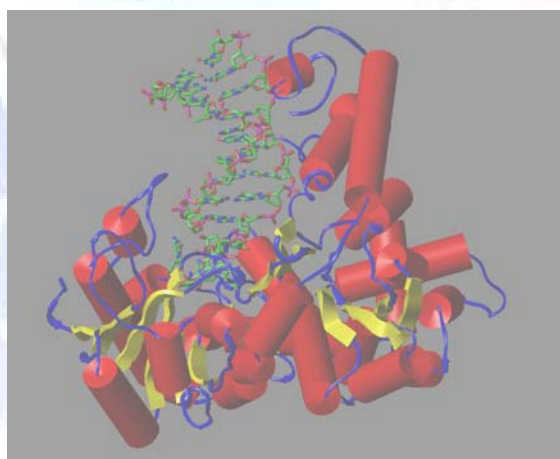


:

ADN

·  
·

·  
·  
·  
·  
·



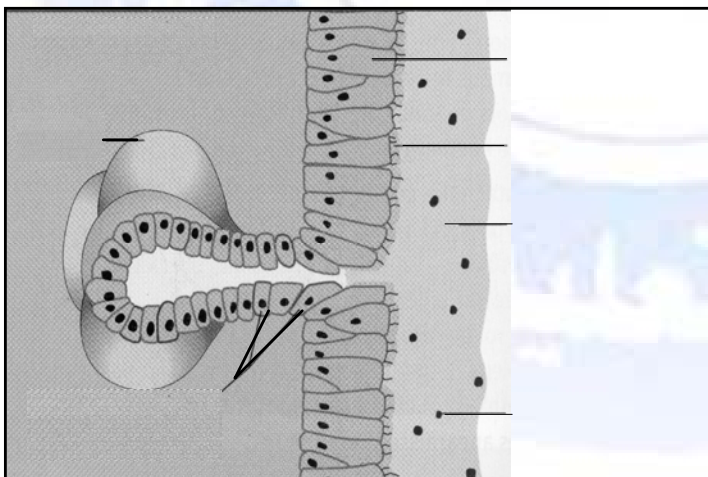
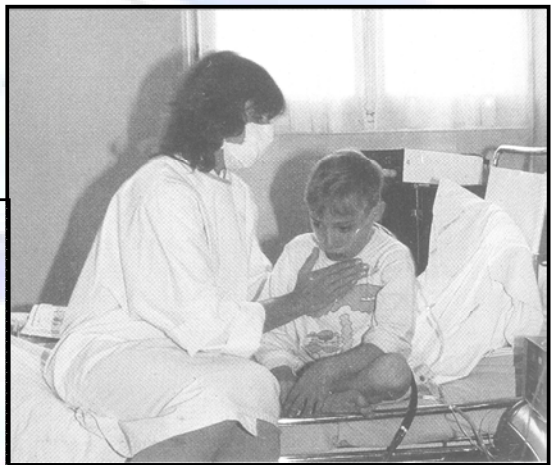
ADN

:

( Mucoviscidose )

\* :

(1 )



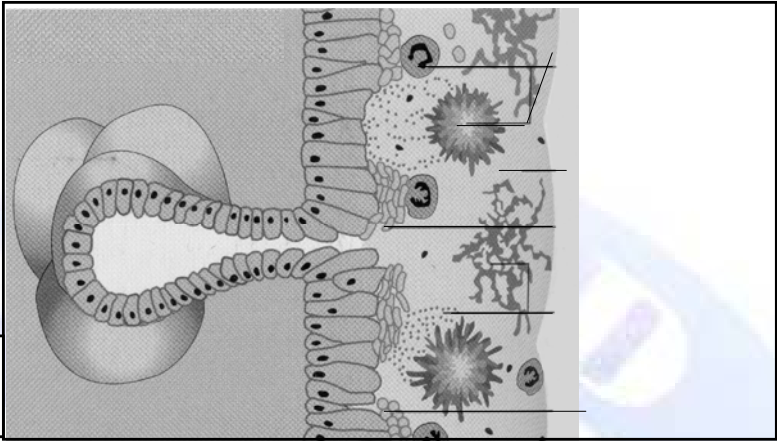
2

.( 2 )

( 3 )

( )

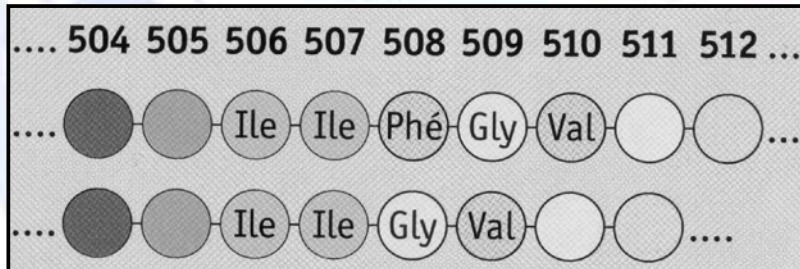
3



( CFTR )

Cl<sup>-</sup>

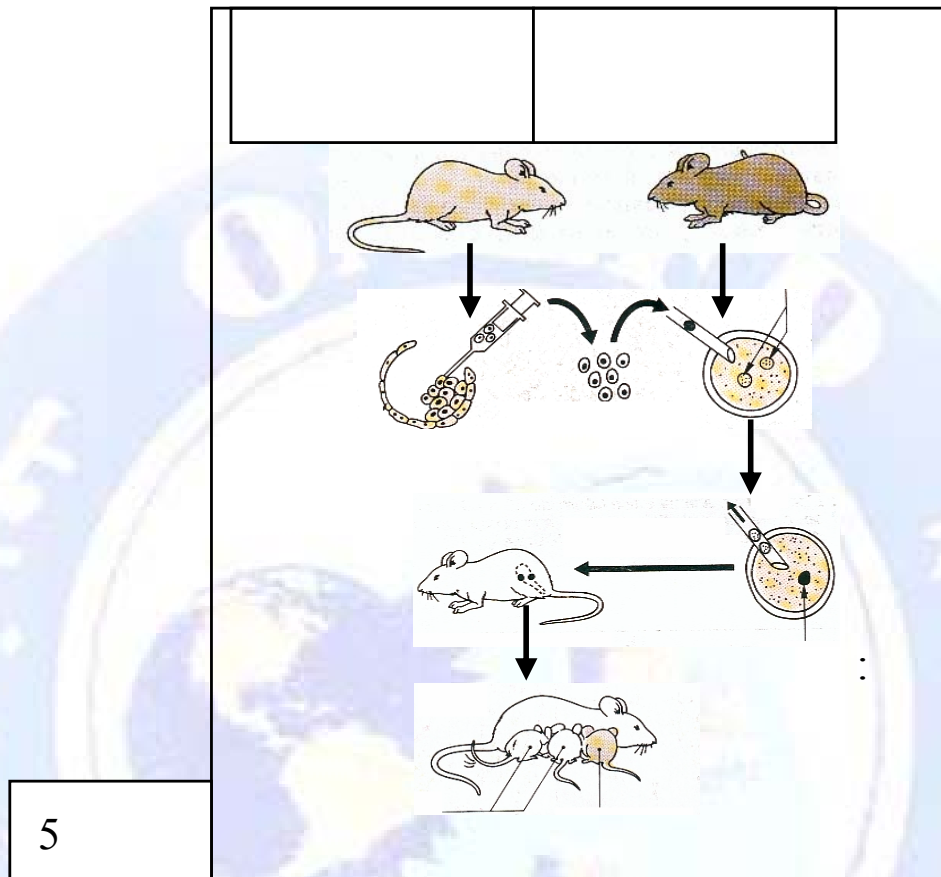
( 4 )



4

( 5 )

\*



( 6 )

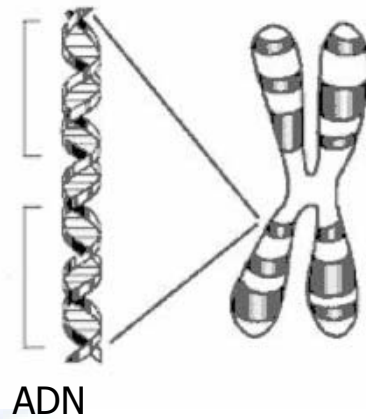
\*

TGACATCTGCCATGAGCTGTTGGGACAT  
TGACATCTGCCATGAGCTGTTGGGACAT

1

TTGCCCAGTTTTCCAGGAAATTGGC  
TTGCCCAGTTTTCCAGGAAATTGGC

2



6

:

- 1

-

ADN -

.6

2

◀ :

( 508 ) ( 4 ) - - 1

:

2

)

-

.( 3

( 1 )

-

-

( )

( )

ADN

ADN

(6)

- 2

:

-



:1

$\alpha$  )

(... )

\*

$\beta$  .( $\gamma$  )

\*

.( )

Ag Br

:

$(^3\text{H})$

( )

-

.( )

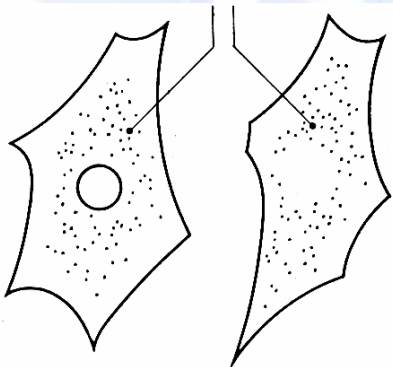
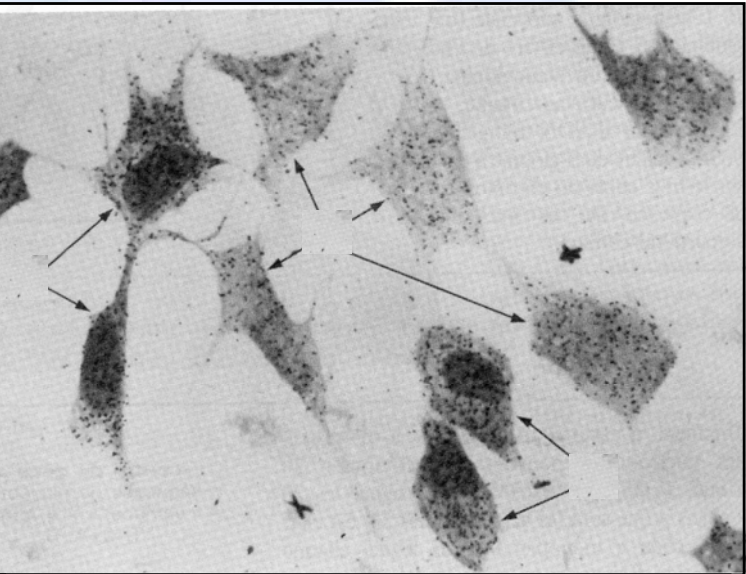
-

)

.( )

(

(7)

 <p>( )      ( )</p>	 <p>( 7 )</p>
---	---

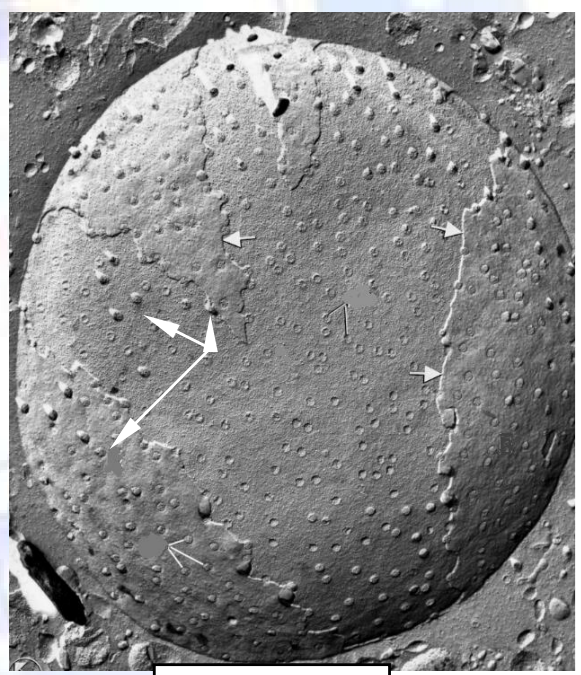


-  
 :  
 :  
 :  
 ( )

ADN

) 1 ( 0.1 ( (8) -\*

(9) ADN -\*




8

9







◀ :

( 2) ADN ( 0.1)

:  
ADN  
ADN

\*

: 2

: (1)

: ( )

.( )

: ( )

: ( )

( )

ARNm

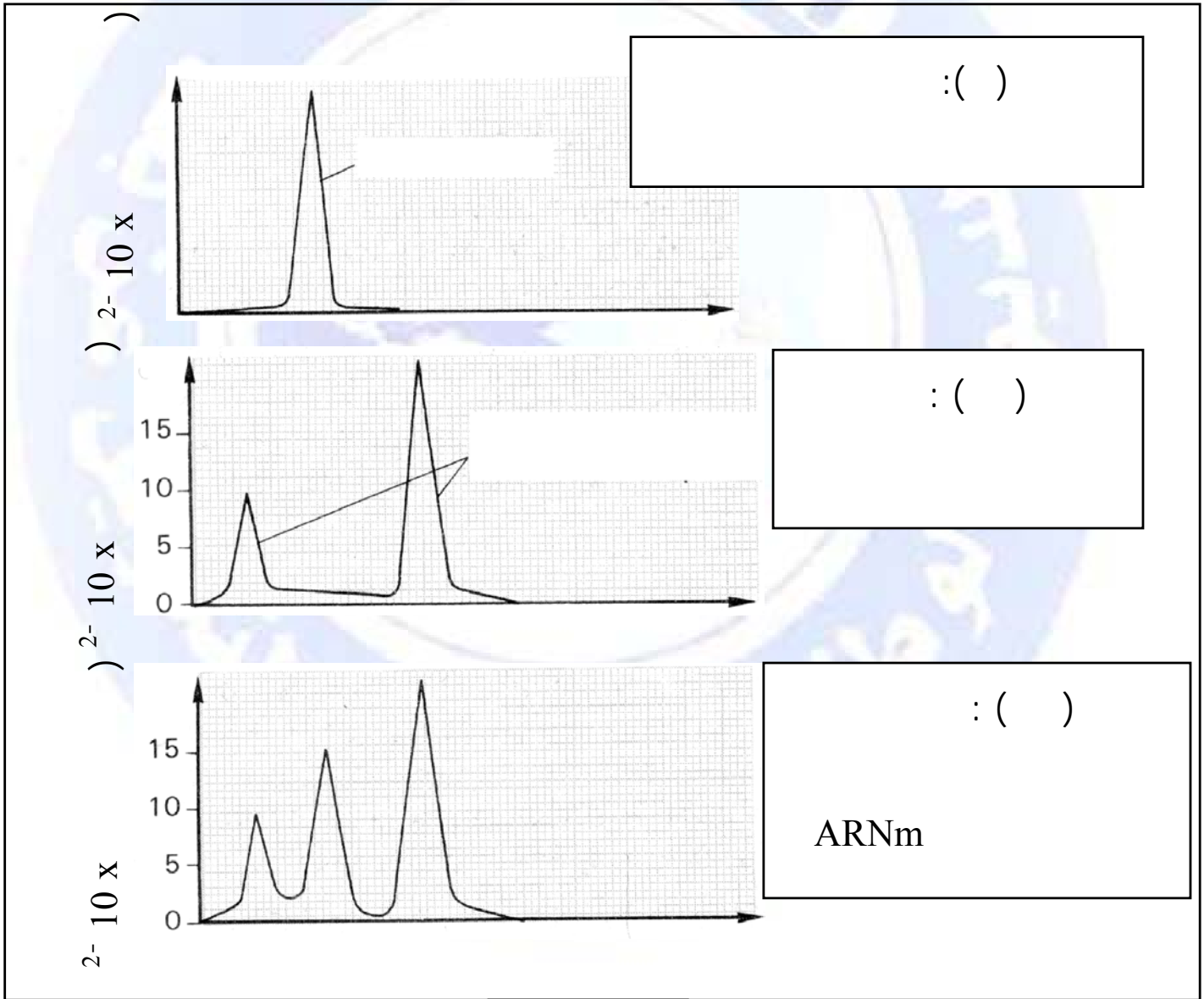
ARN

(10) (→ )

( )

:

.



ARNm

: (2)

15

( )

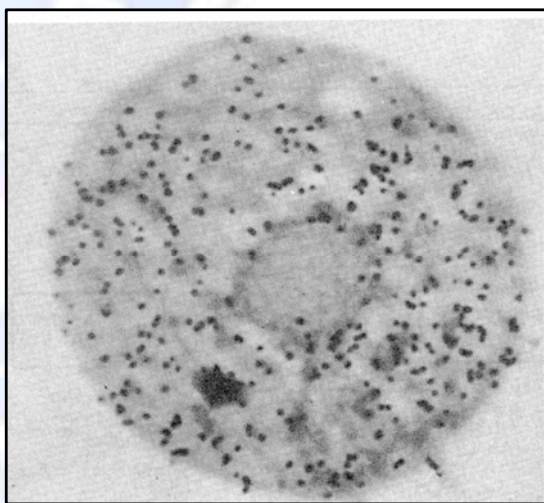
: ( 11 )

12 ( )

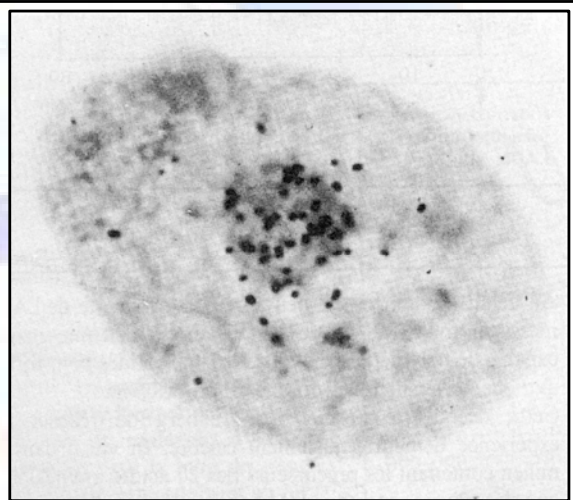
-

3 ( )

-



( )



( )

11

2 1

-1

- 2

: ◀

: 1

ARN<sub>m</sub>

ARN , : 2

3 ) ( 12 ) -  
) .( ARNm ) (ADN  
2

ARNm



ARN

: : 3

:

:

ARN

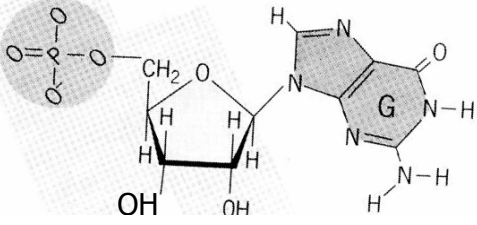
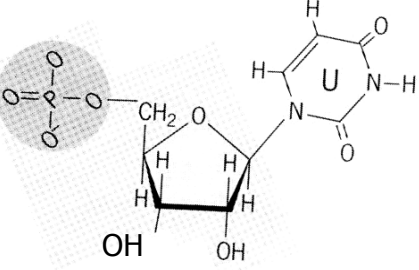
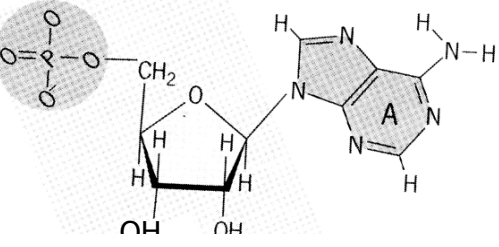
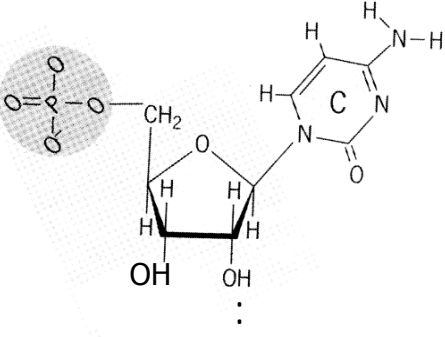

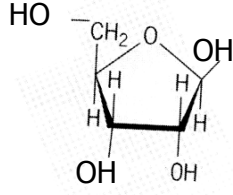
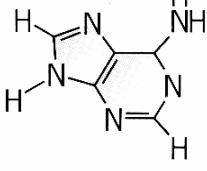
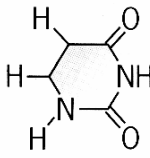
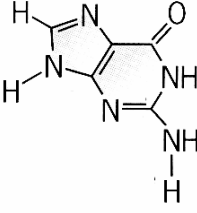
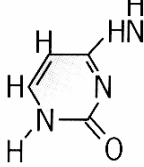
.ARNase

:

°120

.(12)

12

 <p>⋮</p>  <p>⋮</p>  <p>⋮</p>  <p>⋮</p>	     

-1

.ARN

- 2

◀ :

: 6 ARN :

4 ■

.(U) (G) ,(C) ,(A)

(G.A) (.U.C)

(

2 ■

:

( )

:

+ ) 3 4 ARN

( +

4 ARN

(U.A.G.C)

:

. . .

ADN



ARNm  
ADN

:



ADN

: 4

) ADN (13)

ARNm ([ tryptophane ] :

**ADN**  
5'CGGCGACGCGCAGTTAATCCACAGCCGCCAGTTCCGCTGGCGGCATTT-3'  
→ 3'GCCGCTGCGCGTCAATTAGGGTGTCTGGCGGTCAAGGCGACCGCCGTAAA-5'

**ARNm**  
5'CGGCGACGCGCAGUUAUCCACAGCCGCCAGUUCCGCUGGCGGCAUUU-3'

13

. ADN                      RNm                      - 1  
-  
ARNm                      - 2



: 5

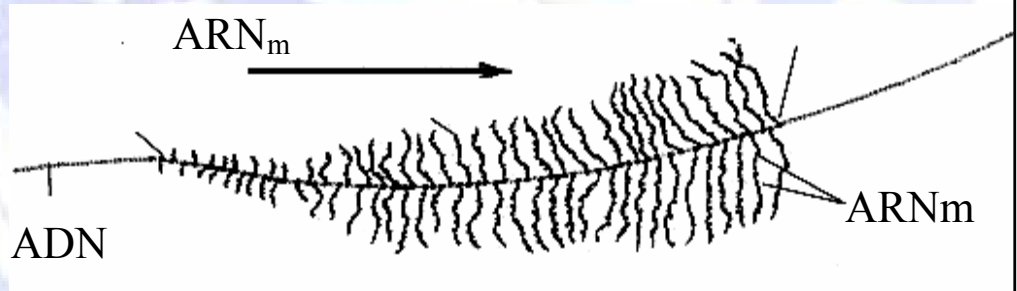
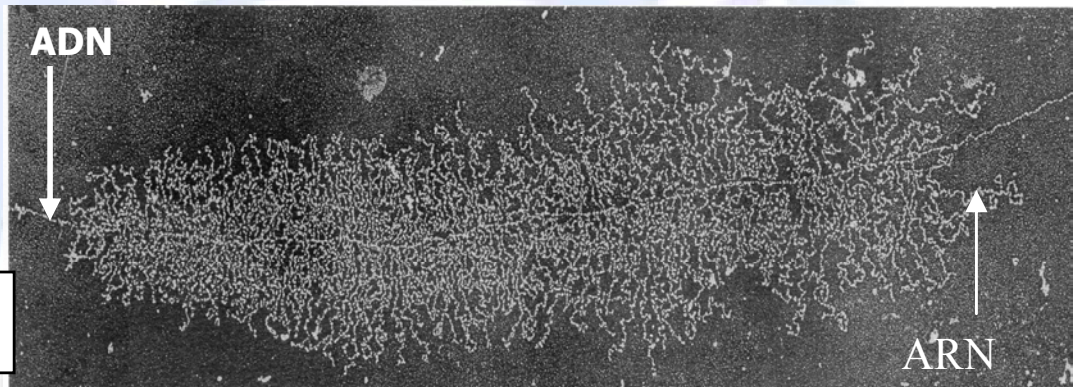
(23000x)

( 14 )

ARN

ADN

14



( 14 )

- 1

ARN

- 2

ARN

(ARN polymérase)

( 14 )

- 3

- 4

10

ARNm

: ◀

: 4

- 1

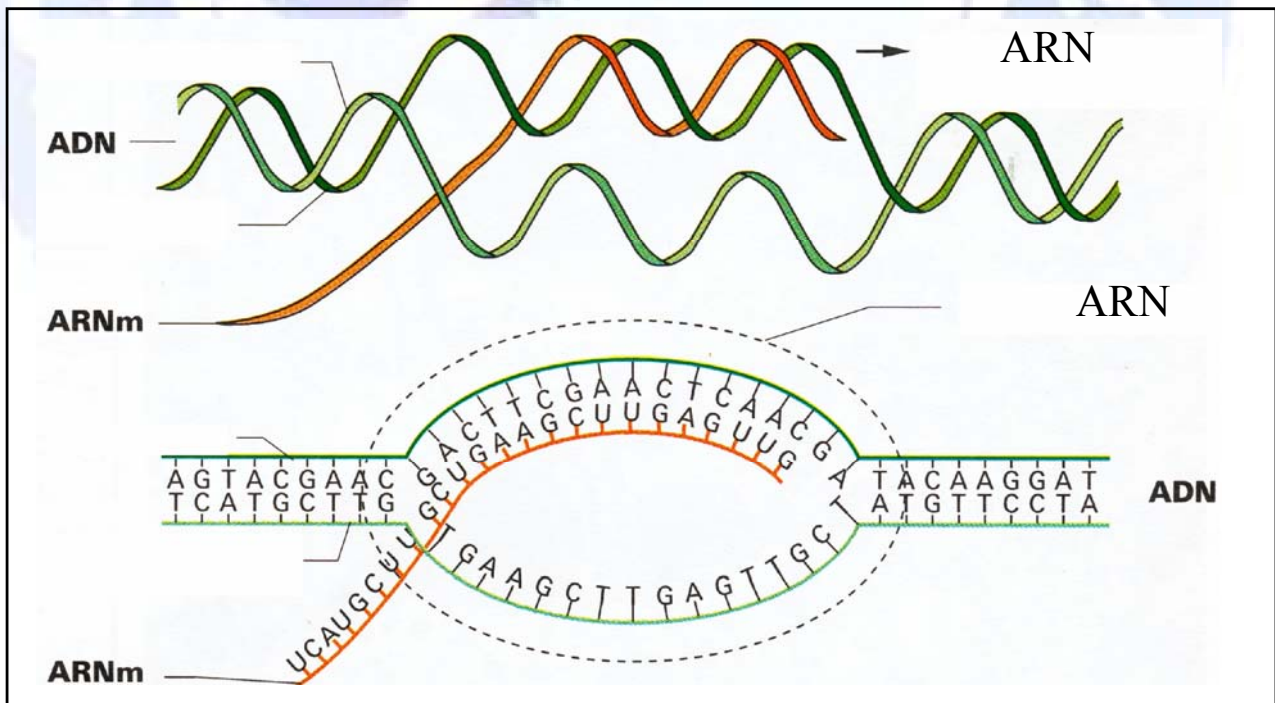
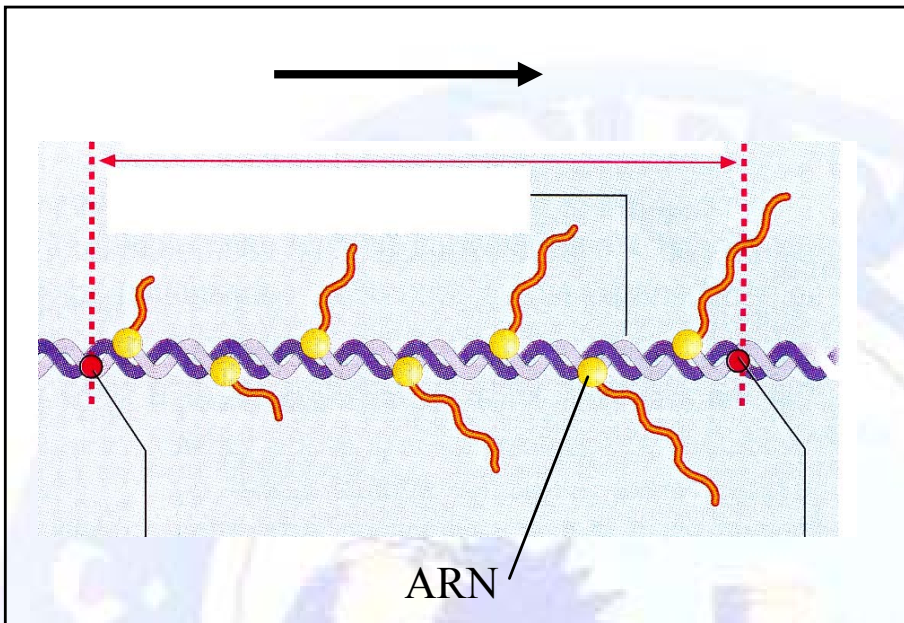
A - T - G - C		ADN
A - U - G - C		ARN

( ) ADN : -  
. ARNm

( ARNm ADN ) : - 2  
. ARNm ADN

: 5  
ADN ARN : - 1

. -  
ARN: ADN ARNm : - 2



- :

ARNm

ARN ( ) ADN

ADN

ARNm

ARNm


. ADN

ADN

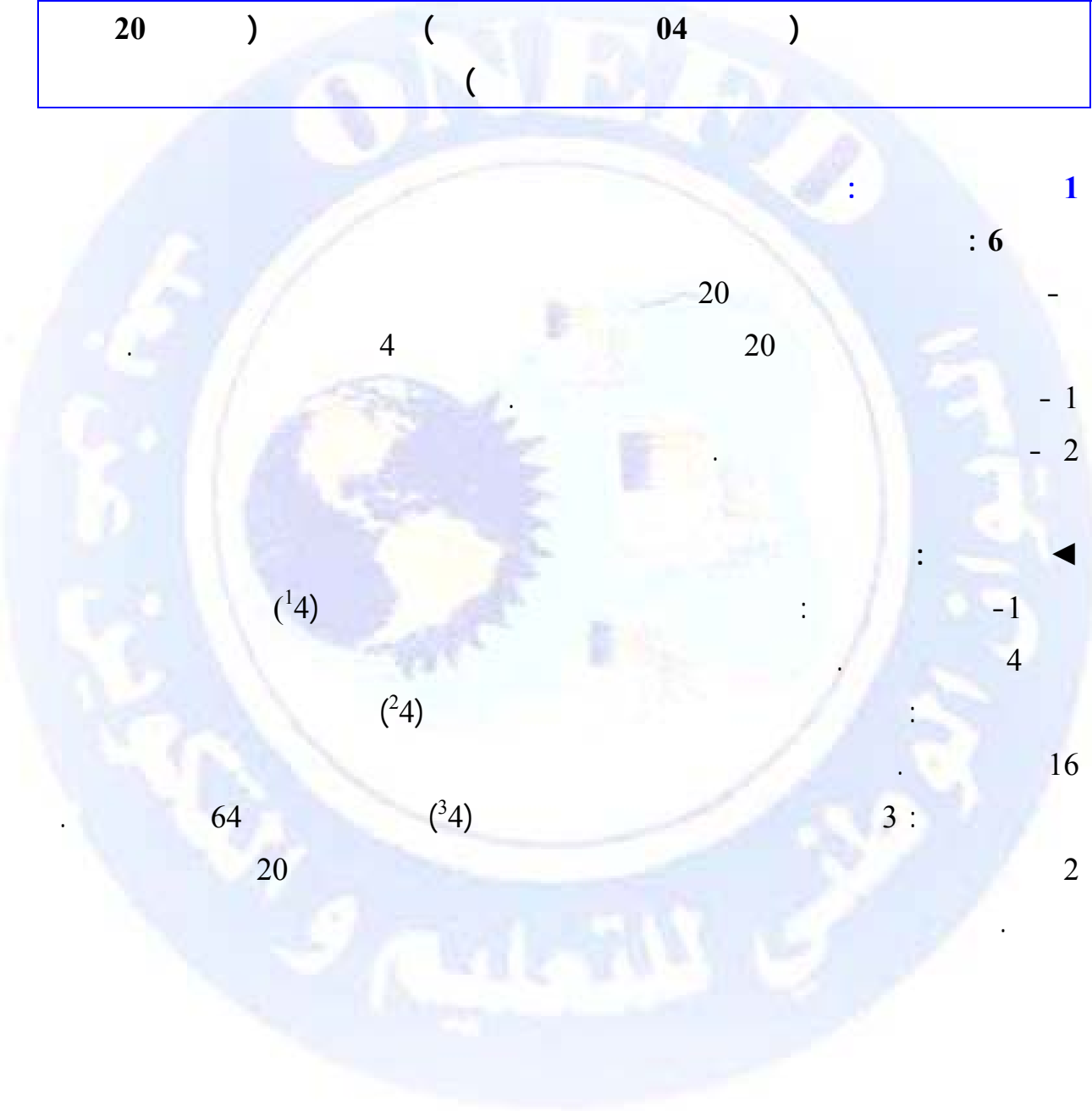
:

ARNm

ARNm



20 ) ( 04 )  
(



: 1

: 6

-

20

20

4

- 1

- 2

: ◀

(<sup>1</sup>4)

: -1

4

(<sup>2</sup>4)

: 16

64

(<sup>3</sup>4)

3 : 2

20

2

		ARNm	
20	$4 = 1^4$	1	
20	$16 = 2^4$	2	
20	$64 = 3^4$	3	

:

\*

(ADN )

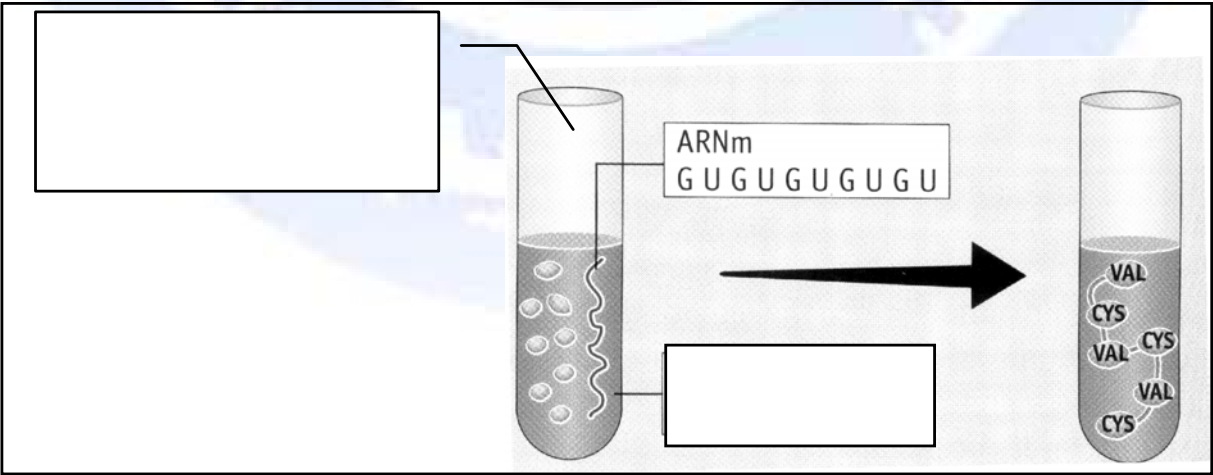
ARNm

.(GUGUGUGUGUGUGU) :

ARNm

)

. ( 15



15

( )

1961

ARN

(U)

ARN

(ADN

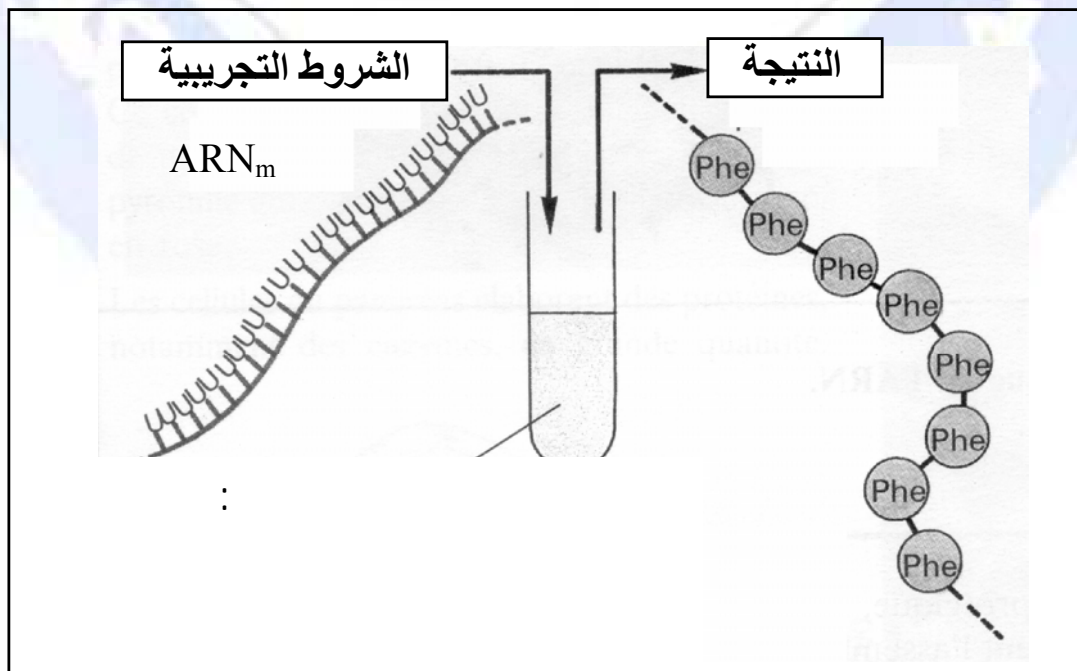
ARN<sub>m</sub>

)

(16)

(Phe )

.(codon)





( 17 )

		U		C		A		G	
	U	UUU		UCU		UAU		UGU	U
		UUC		UCC		UAC		UGC	C
		UUA		UCA		UAA		UGA	A
		UUG		UCG		UAG		UGG	G
	C	CUU		CGU		CAU		CGU	U
		CUC		CGC		CAC		CGC	C
		CUA		CGA		CAA		CGA	A
		CUG		CGG		CAG		CGG	G
	A	AUU		ACU		AAU		AGU	U
		AUC		ACC		AAC		AGC	C
		AUA		ACA		AAA		AGA	A
		AUG		ACG		AAG		AGG	G
	G	GUU		GCU		GAU		GGU	U
		GUC		GCC		GAC		GGC	C
		GUA		GCA		GAA		GGA	A
		GUG		GCG		GAG		GGG	G

( 17 )

) + + :

. ( UUU

UAA . UAG . UGA . CGU . CGC

CGA . CGG . CAU . CAC

ARNm (AUG ) - 2

20 64 - 3

: ◀

( UGA- UAG -UAA) - 1

( CGA – CGG -CGU – CGC ) -

( CAU – CAC ) -

(AUG ) - 2

: 20 64 - 3

( ) -

-

ARNm

(18 )

XPA ①	
ARNm	AUA GAA UAC UUU GGU GGA ACU AAA CGG
	Ile Glu Tyr Phe Gly Gly Thr Lys Arg
②	
ARNm	UAC CAC GUG GAC UCA GGA CUC CUC UUC
	Tyr His Val Asp Ser Gly Leu Leu Phe
③	
ARNm	CUC CUC UUC GAG ACG GCA AUG ACG GGA
	Leu Leu Phe Glu Thr Ala Met Thr Gly

18

ARNm

:

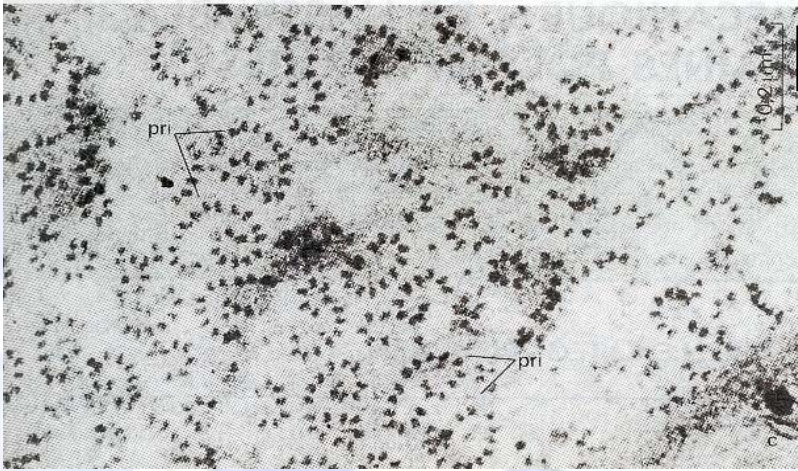
:

2

: 7

(19)

( - )

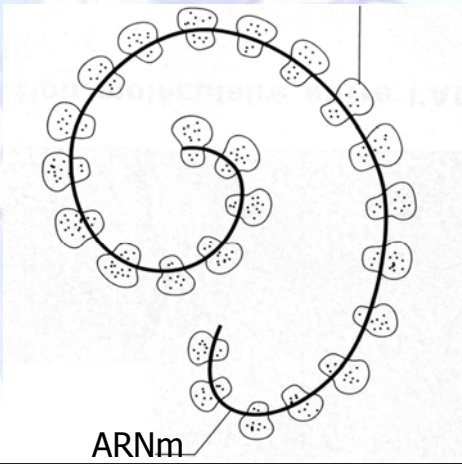


أ

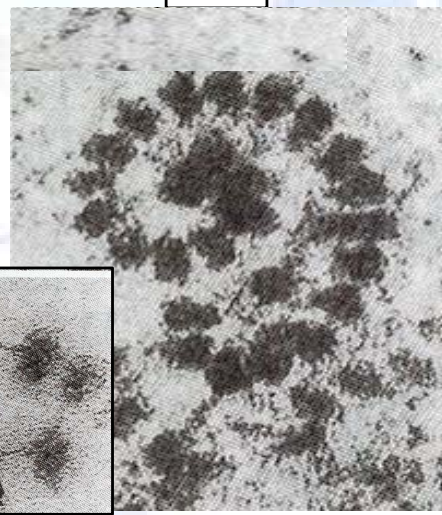
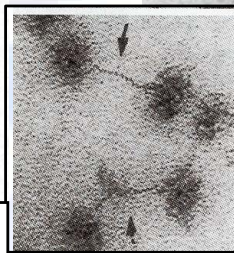
تم الحصول على  
هذه الصور  
بتكبيرات مختلفة

19

ب



ARNm



-1

ARN

- 2

"ARNm -

"

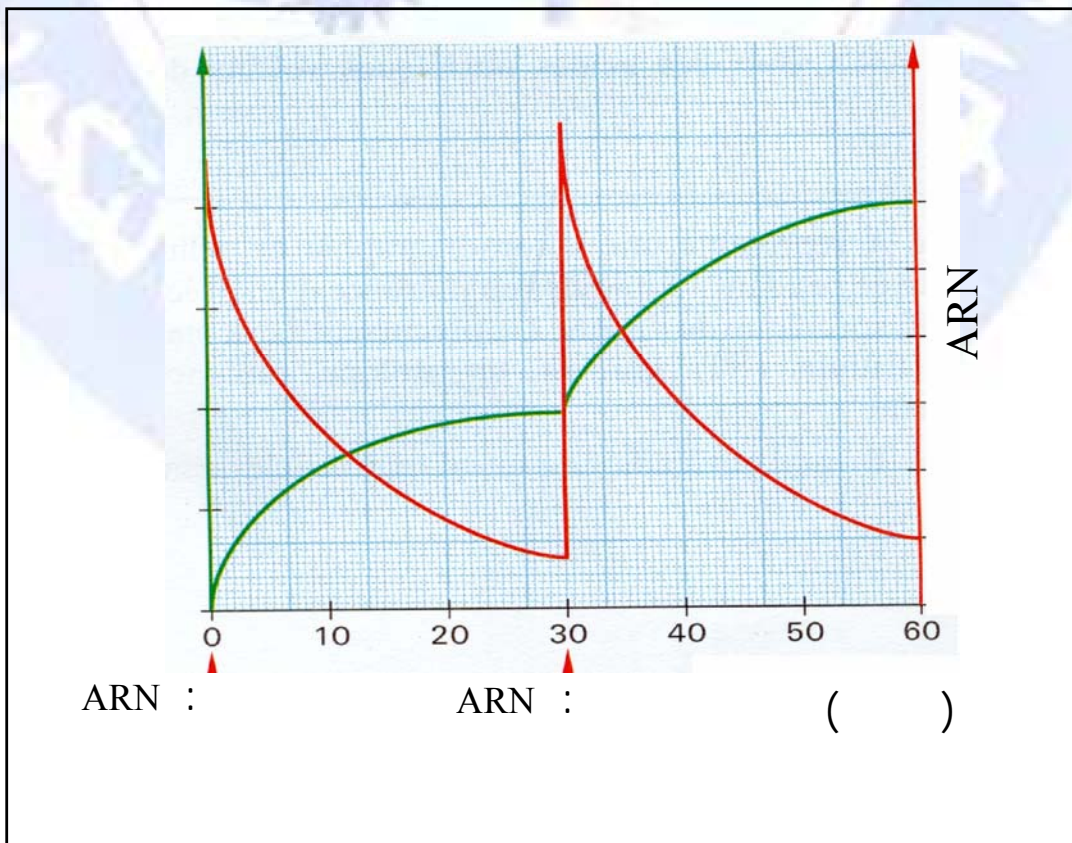
: ◀  
: - 1

"ARNm - " - 2  
: 8

:  
: 1

( )  
(ADN ARN )  
30 = 0 =  
: ( 20 )

ARN  
ARN ( )



: 2

( ARN )

- 1

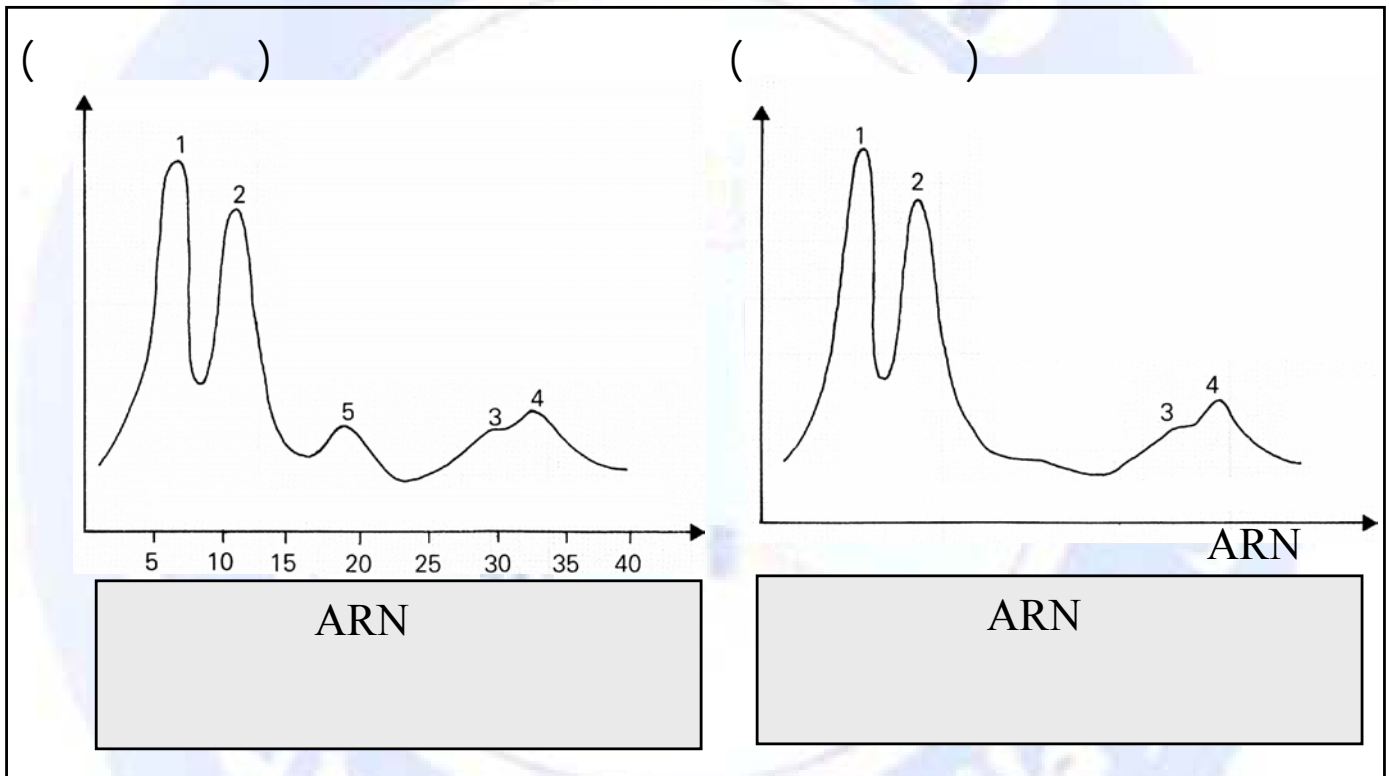
( )

( )

(21)

( )

( )



21

- 2

( ARN )

. (21)

( )

ARN

ARNase

- 3

. 4 3

" + + ARNm "

- 4

ARN

.ARNt

(20)

(21)

2

ARN

:

:1

:

ARN

ARN

30 =

0=

ARN

ARNm

30=

ARNm

(

:

ARN

ARN

:2

:

4 3,2,1

5

5

ARN

:

ARN

ARNm

ARN

(5

)

ARN

:



ARNr

ARN -

4 3

:

ARNt

ARN -

2 1 :

:

: 9

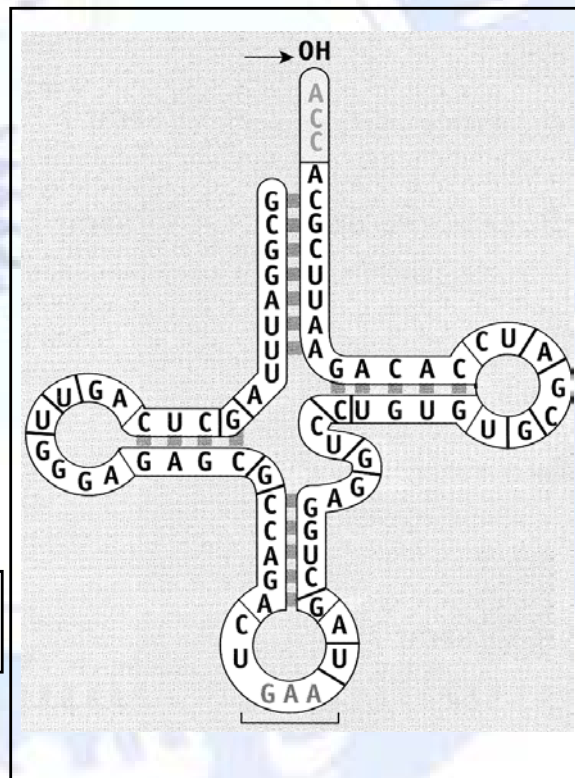
( - 22 )

.(ARNt)

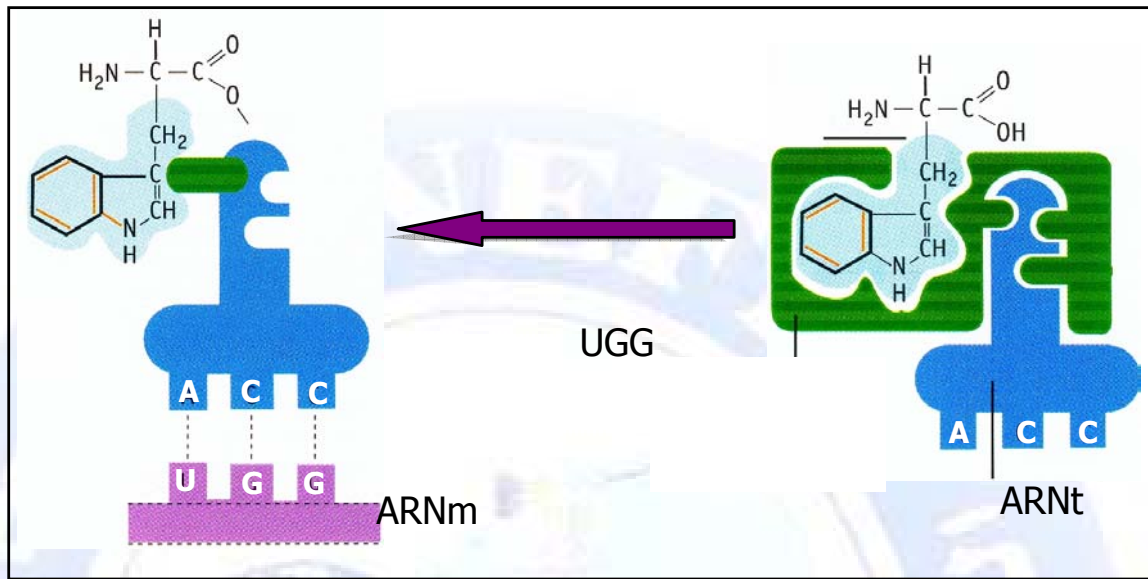
ARN

( - 22 )

ARN



الوثيقة 22 - أ



22

ARNt

: 10

( ) : ( 23)

( )

<p>ARNt</p>					
<p>:</p>	<table border="1"> <tr> <td data-bbox="836 920 1106 1021"></td> <td data-bbox="1106 920 1377 1021"></td> </tr> <tr> <td colspan="2" data-bbox="836 1021 1377 1126">:</td> </tr> </table>			:	
:					

23

: 11

( )

:

)	(	
10.8		
1.3		
1.1		
0.4		
10.2		+
1.5		+
1.2		+

:
:

الوثيقة 24

-

:



: 9

ARNt

-

. ARNm

: 10

:

-

ARNt

( A- P )

: 11

( ) 10.8

-

+

:


.( )

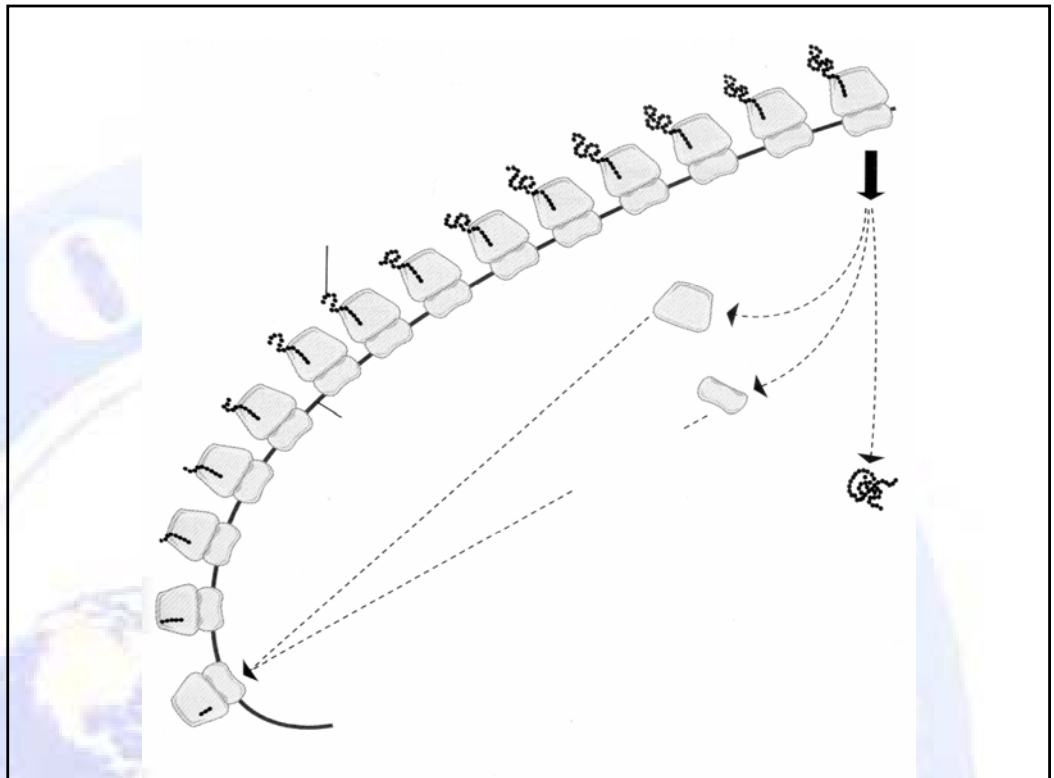
3

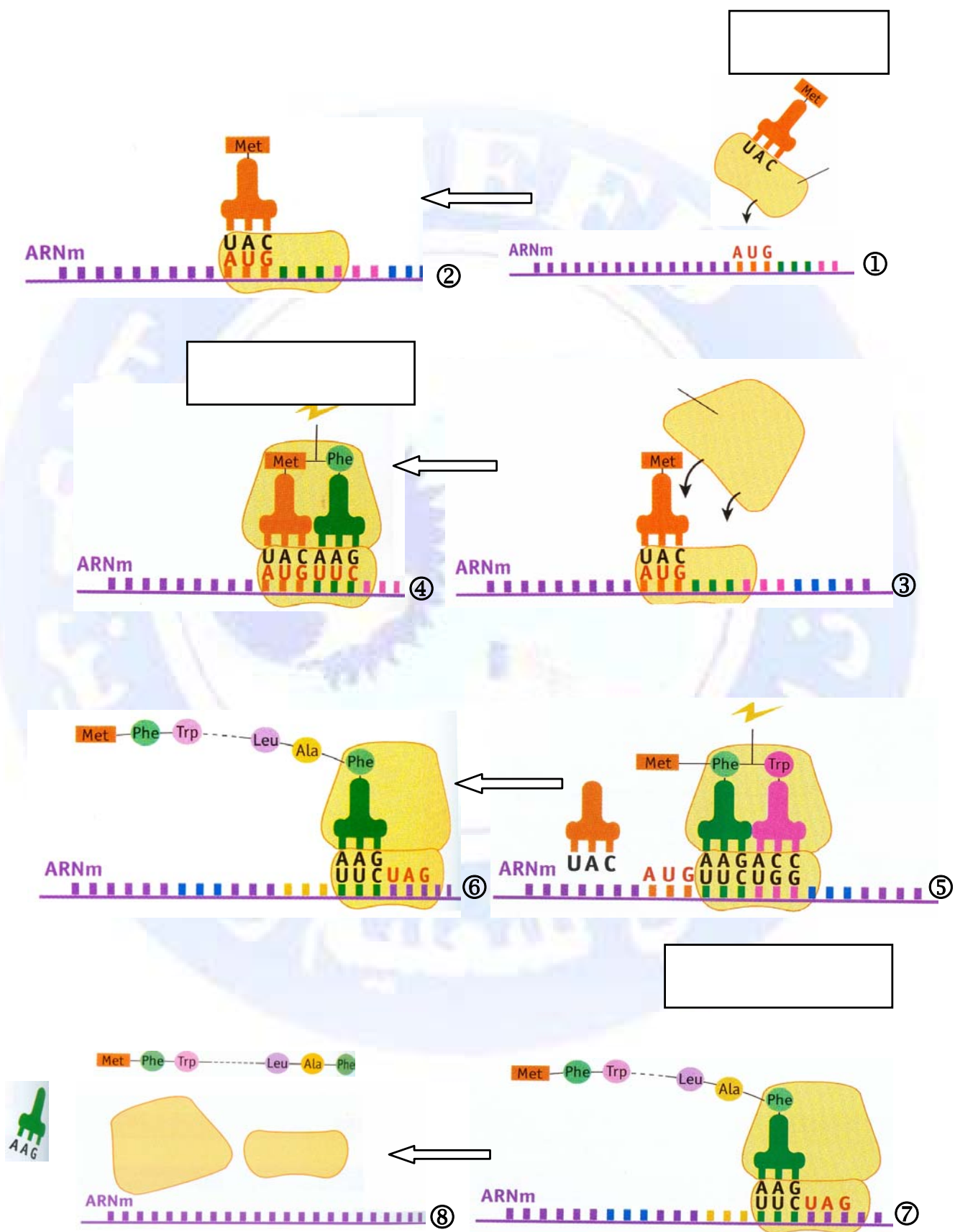
: 12

(25)

.













-2

: ADN -  
ARNm : ▪  
ARN ( ) ADN الـ  
ARNm الـ

-3

ARNm الـ : ▪  
:  
UGA ;UAG ; UAA :  
AUG  
UGG :  
ARNm  
:  
(ARNt) °

(ARNr)

ARNm

:

ARNm

ARNt

ATP

o

ARNm

AUG

-

ARNt

ARNt

:ARNm

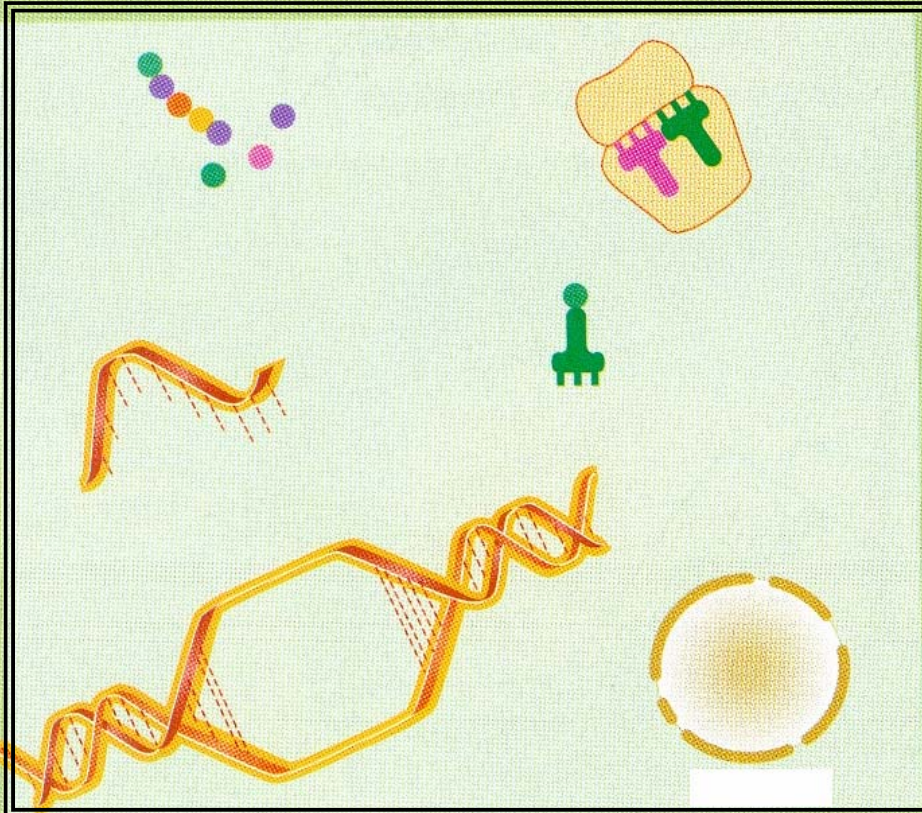
ARNt

-



: 1

:

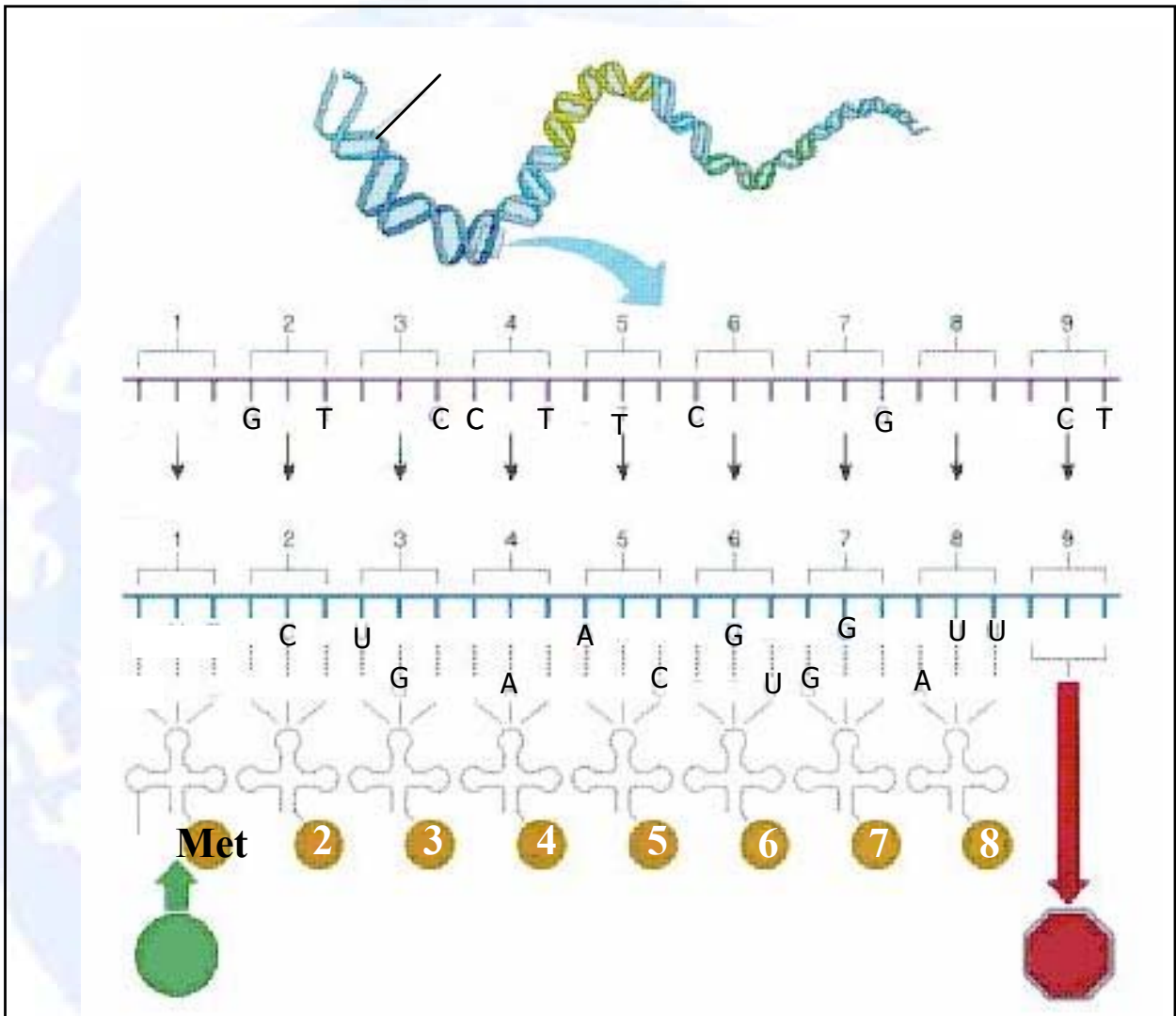
	<input type="radio"/>	
	<input type="radio"/>	
	<input type="radio"/>	
	<input type="radio"/>	
	<input type="radio"/>	
	<input type="radio"/>	ADN
	<input type="radio"/>	ARNm
	<input type="radio"/>	ARNt
<input type="radio"/>		
<input type="radio"/>		

--	--

- 1

- 2

: 2



:

- 1

. →

-

.

-

. 8 2

-

ADN

- 2

: 3

1961

ADN

ARN

% 75

:

64

% 25

:

64 =	
27	
9	
9	
9	
(3 + 9 ) 12	
(1 + 3) 4	