

le contrôle : (10)

:

04 :

:

:

■

-

-

-

-

-

.1

.2


.3

.4

.5

.6

.7



1.1 :

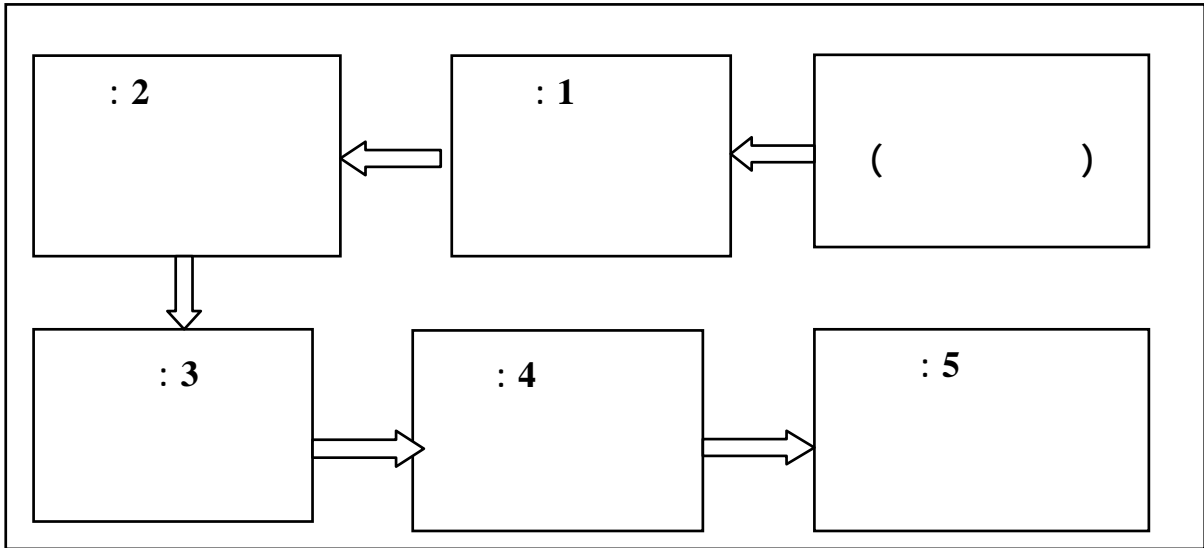


2.1 :

() :

()

:



.....

(%....)

..... ()

)

(

.....

:

()

1450^{DA}

45

% 5

30

250000

:

()

10000 260000 250000

30 30

(% 1) % 6 %5

(3) 48 45

50 1400 1450

()





1.

.2.

-
-
-
-



.13

.2.3

.3.3

:



.4.3

.5.3

.3.6

:

.7.3



.14



.2.4

.3.4

()



()

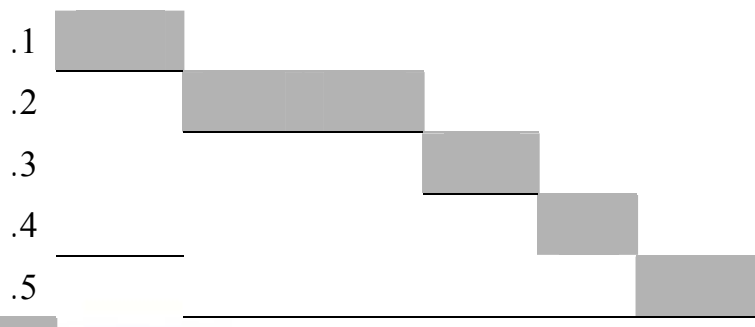


2.5

HENRY GANT (1919-1861)



:



: (PERT)

:(PERT)

PROGRAMME EVALUATION AND REVIEW TECHNIQUE

.1958

.ETWORK

(- - -)

()

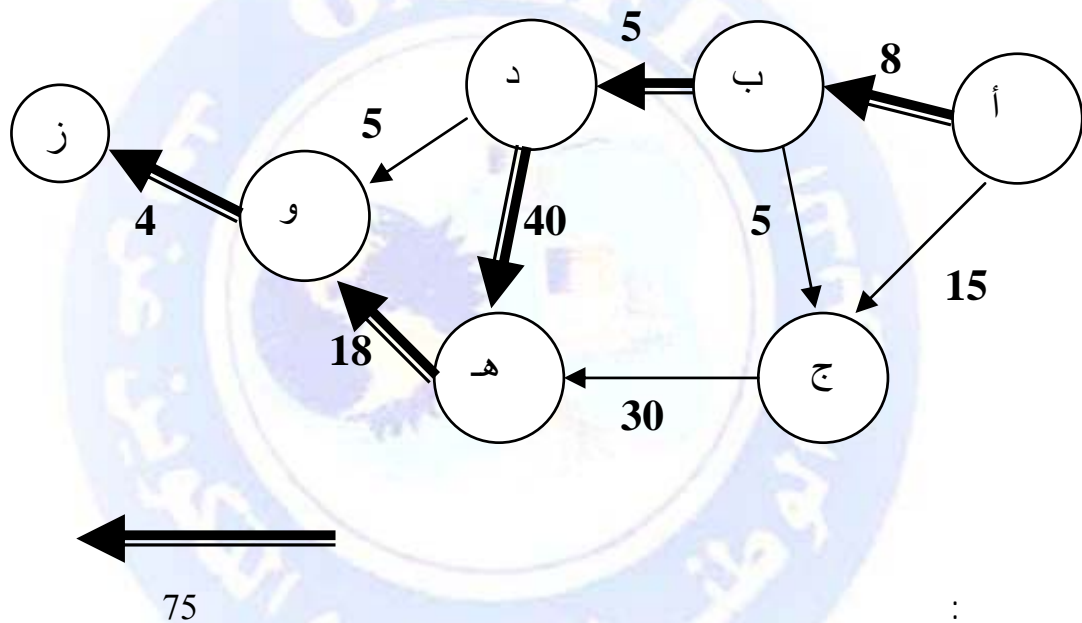
MOST PESSIMISTIC

ESTIMATES

MOST LIKELY

MOST OPTIMISTIC

SLACK TIME



•

:

•

:

()

•

:

()

•

:

•

:

•

:

:

:


. (PERT)

:

:

•

•



(1)

:
/



(2)
(3)

1360000

%40

%30

1600000

800000

380000

-
-
-
-
-
-
-

(4)

:

.....
.....
.....

-
-
-
-

.1.

/



.2.

.3.

:

| | | |
|--------|---------|---------|
| () | | |
| 240000 | 1600000 | 1360000 |
| (10) | % 50 | (%40) |
| 6.25 | %23.75 | % 30 |



:

.4.

-
-
-
-
-