







Name: \_\_\_\_\_



## Easy pictures addition - Worksheet # 1



Add the numbers, and write the answer in the box.

1.  3 +  2 =

2.  2 +  1 =

3.  4 +  1 =











4.  1 +  3 =

5.  1 +  1 =

Name: \_\_\_\_\_

## Easy pictures addition - Worksheet # 2



Add the numbers, and write the answer in the box.



1.	 2	+	 2	=	<input type="text"/>
2.	 1	+	 4	=	<input type="text"/>
3.	 2	+	 3	=	<input type="text"/>
4.	 1	+	 1	=	<input type="text"/>
5.	 1	+	 2	=	<input type="text"/>



Name: \_\_\_\_\_


### Easy pictures addition - Worksheet # 3



Add the numbers, and write the answer in the box.

1.  3 +  1 =

2.  4 +  1 =

3.  2 +  2 =



4.  1 +  3 =



5.  2 +  1 =



Name: \_\_\_\_\_



### Easy pictures addition - Worksheet # 4



Add the numbers, and write the answer in the box.

1.  4 +  1 =

2.  1 +  1 =

3.  2 +  3 =




4.  3 +  1 =




5.  1 +  2 =




Name: \_\_\_\_\_




## Easy pictures addition - Worksheet # 5

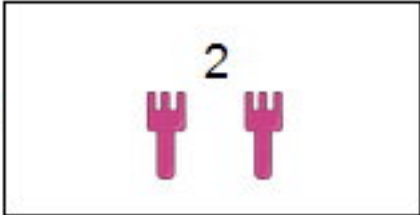
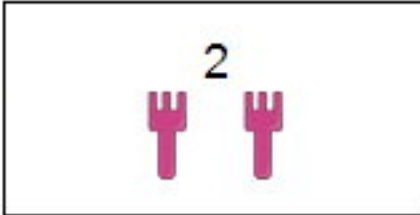

Add the numbers, and write the answer in the box.

1.  +  = 

2.  +  = 

3.  +  = 




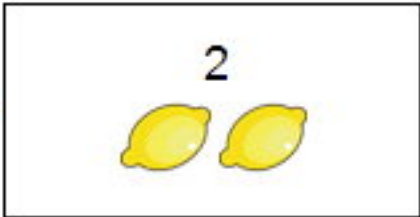
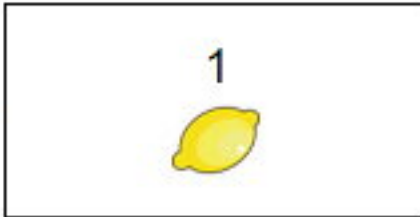


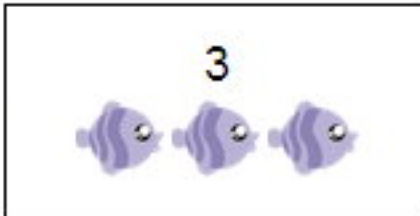




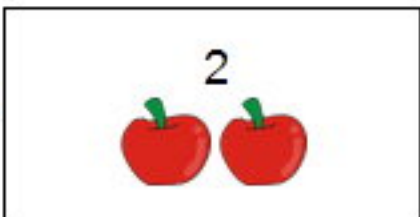
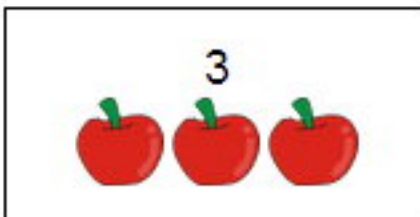

4.  +  = 

5.  +  = 

Name: \_\_\_\_\_

## Easy pictures addition - Worksheet # 6


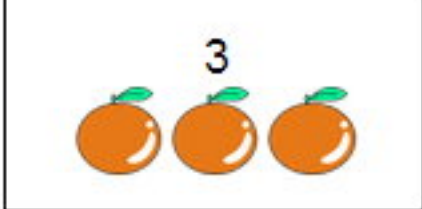




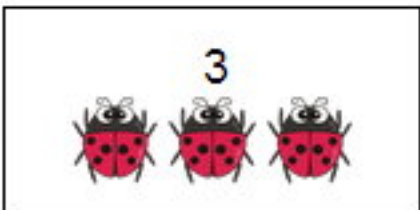



Add the numbers, and write the answer in the box.

1.		+		=	
2.		+		=	
3.		+		=	
4.		+		=	
5.		+		=	

Name: \_\_\_\_\_

## Easy pictures addition - Worksheet # 7











Add the numbers, and write the answer in the box.

1.		+		=	<input data-bbox="1159 407 1311 617" type="text"/>
2.		+		=	<input data-bbox="1159 648 1311 858" type="text"/>
3.		+		=	<input data-bbox="1159 889 1311 1099" type="text"/>
4.		+		=	<input data-bbox="1159 1130 1311 1340" type="text"/>
5.		+		=	<input data-bbox="1159 1372 1311 1581" type="text"/>

Name: \_\_\_\_\_

## Easy pictures addition - Worksheet # 8

Add the numbers, and write the answer in the box.

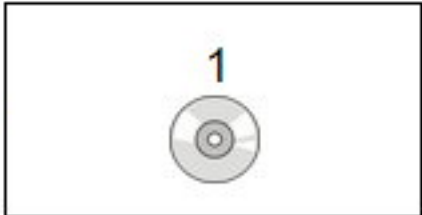
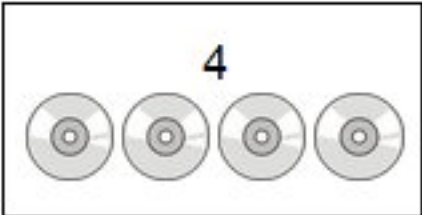

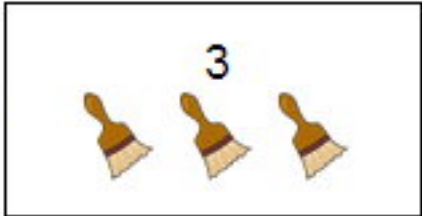











1.	 4	+	 1	=	<input type="text"/>
2.	 2	+	 2	=	<input type="text"/>
3.	 2	+	 3	=	<input type="text"/>
4.	 3	+	 1	=	<input type="text"/>
5.	 2	+	 1	=	<input type="text"/>



Name: \_\_\_\_\_

## Easy pictures addition - Worksheet # 9











Add the numbers, and write the answer in the box.

1.		+		=	
2.		+		=	
3.		+		=	
4.		+		=	
5.		+		=	

Name: \_\_\_\_\_

## Easy pictures addition - Worksheet # 10

Add the numbers, and write the answer in the box.

1.	 2	+	 3	=	<input type="text"/>
2.	 1	+	 4	=	<input type="text"/>
3.	 2	+	 2	=	<input type="text"/>
4.	 3	+	 1	=	<input type="text"/>
5.	 2	+	 1	=	<input type="text"/>