

# Lesson 1

**ALPHABET**

**The English phonemes**

**Diphthongs**

**Consonants**

**Silent consonants**

**Exercices**

# ALPHABET

<b>A , a</b>	<b>[ei]</b>
<b>B , b</b>	<b>[bi:]</b>
<b>C , c</b>	<b>[si:]</b>
<b>D , d</b>	<b>[di:]</b>
<b>E , e</b>	<b>[i:]</b>
<b>F , f</b>	<b>[ef]</b>
<b>G , g</b>	<b>[dzi:]</b>
<b>H , h</b>	<b>[eit s ]</b>
<b>I , i</b>	<b>[ai]</b>

<b>J , j</b>	<b>[dzei]</b>
<b>K , k</b>	<b>[kei]</b>
<b>L , l</b>	<b>[el]</b>
<b>M , m</b>	<b>[em]</b>
<b>N , n</b>	<b>[en]</b>
<b>O , o</b>	<b>[ou]</b>
<b>P , p</b>	<b>[pi]</b>
<b>Q , q</b>	<b>[kju]</b>
<b>R , r</b>	<b>[a:]</b>


<b>S , s</b>	<b>[es]</b>
<b>T , t</b>	<b>[ti:]</b>
<b>U , u</b>	<b>[ju:]</b>
<b>V , v</b>	<b>[vi:]</b>
<b>W , w</b>	<b>[d^'blju:]</b>
<b>X , x</b>	<b>[eks]</b>
<b>Y , y</b>	<b>[wai]</b>
<b>Z , z</b>	<b>[zed]</b>

## The English phonemes

### Long vowels are indicated by the sign [:] Vowels


/ i : / as in key

/ k i : / كي



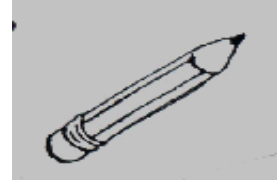
/ i / as in fish

/ f i / كرش



/ e / as in pencil

/ p é n s ə l / بنسل



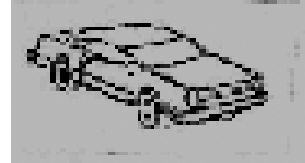
/ æ / as in cat

/ k æ t / كت



/ a : / as in car

/ k a : r / كار




/ d ɔ : / as in dog


/ d ɔ : g / دق




/f : k/ فوك



/u / as in book /buk/ بك




/u :/ as in moon /mu:/ مون




Λ as in cup /k p/ كـ



/ b : d / بـ



ə as in lemon /lem n/ لـ




## Diphthongs

/ei/ as in snail

/sneil/

سنييل



/ou/ as in coat

/kout/

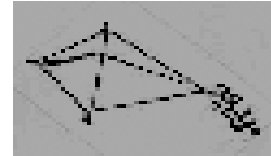
كوت



/ai/ as in kite

/kait/

كايت



/au/ as in cow

/cow/

كو



/ɔi/ as in boy

/bɔi/




بوي



/i/ as in zero

/zi rou/

زيرو

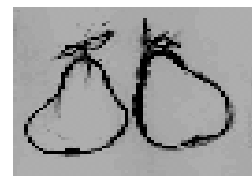


/ɛə/ as in pears

/p

rs/

پرس



/tʊə/ as in tourist

/tu rist/

تورس

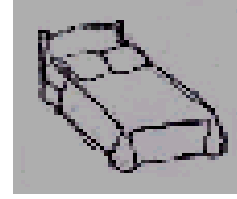


## Consonants

/b/ as in bed

/bed/

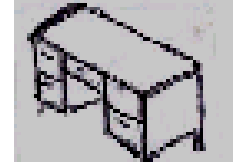
بـ



/d / as in desk

/desk/


دسك



/f / as in flag

/flaeg/


فلاق



/g / as in glass

[gla:s]

قلاص




/h / as in horse

/h :s/




هورس



/k / as in camel

/kaem l/

كامل




/l/ as in ladder

/laed /



لادر



/m/ as in mouse

/maus/

موس



/n / as in net

/net:

نت



/p / as in pin

/pin/


بن



/r / as in ruler

/ru:l


رولر



/s / as in sun

/sun/


سن



/t / as in tennis

/tenis/


تنس



/v/ as in vase

/va:z/


فاز



/z/ as in zebra

/zi:br

زيبرو




' as in shark

/ o:k


شارك



/ t / as in children /t ildr n ن ٲ



/ ʒ / as in television /teliviʒ n/ ٲشن




/ dʒ / as in jar /dʒa:/ جار




/ ʈ as in thumb / am/ ٲام



/ ʐ as in moth /m r/ ٲادر




/ ɳ / as in ring /ri ɳ / رين





## Silent consonants

1)-The letter ‘t’ after ‘s’ in the middle of some words is silent.



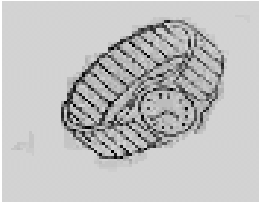
Whistle

2)- When the letters ‘dge’ are together, the ‘d’ is silent .




bridge

3)-When the letters ‘tch’ are together , the ‘t’ is silent.




watch.

4)- When the letters ‘ck’ are together , the ‘ c’ is silent .



clock.

5)- The letter ‘w’ before ‘r’ is silent



write.

6)-The letter ‘k’ before ‘n’ is silent



knife

## Exercises

### Exercise 1 :

In each blank supply a vowel

املاً الفراغ بالحروف التالية : ( a – e – i – o – u )

1- cl...ss .

2- scho...l .

3- b...ok.

4- l...sson.

5 -r...ad.

6- ...pen

7- b...s

8- tr...in

9- s...mmer

10- s...ster

### Exercise 2:

In each blank supply a cosonant:

املاً الفراغ بالحرف المناسب

1-...ood

2-pa...er

3-...usic

4-ho...e

5-...icture

### Exercise 3 :

Write true or false.

اكتب "true" او "false"

-Example: There are no vowels in "easy" → false

1-There are two vowels in banana → .....

2-"cat" begins with a vowel. → .....

3-" It " begins with a cosonant → .....

4-" see " ends with a vowel. → .....

5-" cold " ends with a consonant. → .....

## Capitalization

### We put a capital letter for :

- The first word of a sentence. « **S**he is a nice girl ».
- After a full stop. « He is from Paris . **H**e is French ».
- Proper nouns and names. « **P**eter studies at **V**ictoria **S**chool ».
- The word I. « **I** am a student ».
- The day of the week . « **M**onday – **F**riday ...».
- The months of the year. « **A**pril – **M**ay ...».
- The countries. « **A**lgeria – **T**unisia... ».
- The towns. « **O**ran – **M**arseilles... ».

### Exercise 1:

Underline the words that need a capital letter.

سطر تحت الكلمات التي تحتاج الحرف الكبير :

- Eg: - We visited the museum.  
- I like cake and candy.  
a)- his name is ali.  
b)- she lives in algiers.  
c)- they will be here on tuesday.  
d)- i hope i see you.  
e)- this month is september.

### Exercise 2:

Write the list of words in alphabetical order اكتب

الكلمات حسب الترتيب الأبجدي

Eg: music – mail – meet – milk – may.

a)- cloud – cab – cent – cook – city .

..... - ..... - ..... - ..... - .....  
– egg – eight .

b)- engine – eat – else

c)- twin – train – tunnel – teacher – tourist.

**Exercise 3:**


**Order the letters then spell the words.**

**رتب الحروف ثم هجى الكلمات .**


e c l i p n .....



e r l u r .....



p m l a .....



r i l g .....



e l w l .....


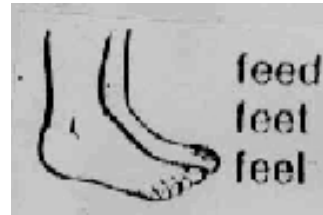


**Exercise 4 :**

Circle the word which names the picture


ضع دائرة على الكلمة المناسبة للصورة

Eg



**Exercise 5: Complete the crosswords .**

أكمل الكلمات المتقاطعة



		C	A	M	E	L		S
		H						
		I				G		S
		L						
		D					K	
		R						
		E						
		N						

